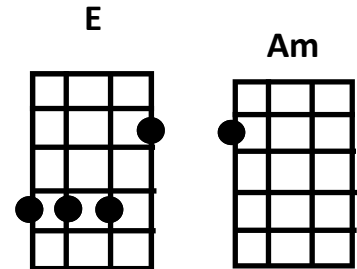




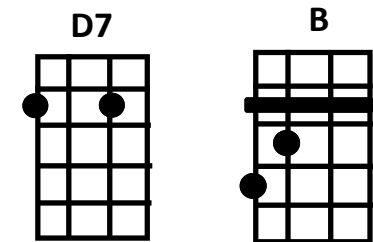
# "Michelle"

The Beatles

**E Am**  
Michelle, ma belle



**D7 C#dim (3 inversions) B**  
These are words that go together well



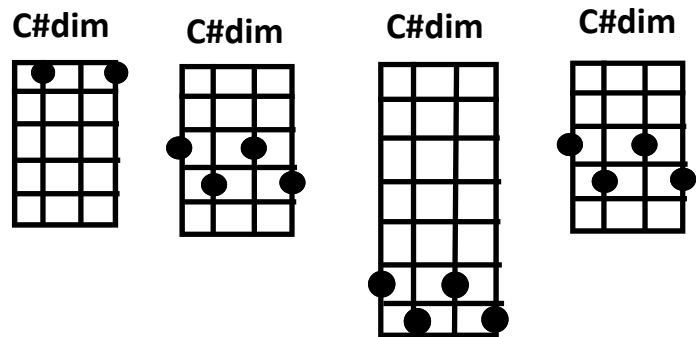
**C#dim B**  
My Michelle

**E Am**  
Michelle, ma belle

**D7 C#dim (3 inversions) B**  
Sont les mots qui vont tres bien ensemble

3 inversions of C#dim

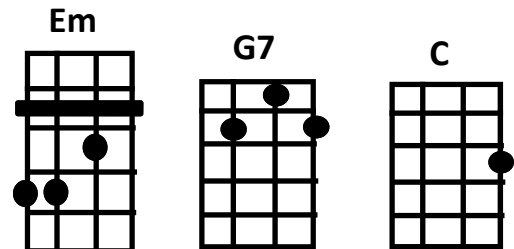
**C#dim B**  
Tres bien ensemble



**Em**  
I love you, I love you, I love you,

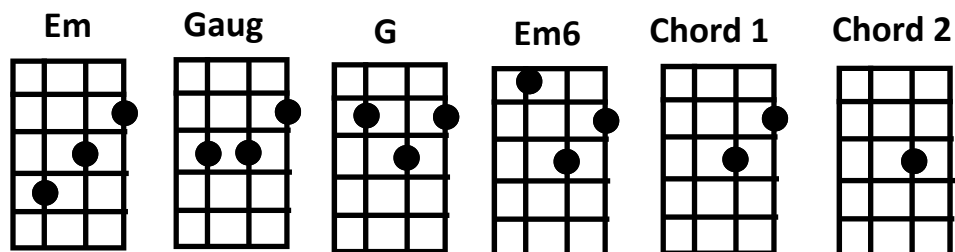
**G7 C**  
that's all I want to say

**B Em**  
Until I find a way



**Em Gaug G Em6**  
I will say the only words I know that

**Chord 1 Chord 2 B**  
You'll under stand



**E Am**  
Michelle, ma belle

**D7 C#dim (3 inversions) B**  
Sont les mots qui vont tres bien ensemble

**C#dim B**  
Tres bien ensemble

**Em**  
I need to, I need to, I need to

**G7 C**  
I need to make you see

**B Em**  
Oh, what you mean to me

**Em Gaug G Em6**  
Until I do I'm hoping you will

**Chord 1 Chord 2 B**  
Know what I mean

**E Am D7 C#dim (3 inversions) B C#dim B**  
I love you

**Em**  
I want you, I want you, I want you

**G7 C**  
I think you know by now

**B Em Em Gaug G Em6 Chord 1 Chord 2 B**  
I'll get to you somehow, Until I do I'm telling you so You'll under stand

**E Am**  
Michelle, ma belle

**D7 C#dim (3 inversions) B C#dim B**  
Sont les mots qui vont tres bien ensemble Tres bien ensemble

**Em** **Gaug** **G** **Em6**  
I will say the only words I know

**Chord 1** **Chord 2** **B** **E**  
That you'll under stand, my Michelle

## YouTube version of The Beatles: Michelle

<http://www.youtube.com/watch?v=BKvee-w0uBc>

Note: The Beatles played this song in the key of F. I have transcribed it into the key of E, because it is vastly easier than to play it in the key of F. Of course, you could “cheat” by using a ukulele capo on the first fret and then play the song as I have indicated here. I find the key of E fine, as my voice doesn’t have to strain as much to capture the high notes. What a wimp! (Sir Paul still sings his songs in the original key!).

Note 2: I have listed two chords as “Chord 1” and “Chord 2.” That is because I can’t figure out exactly what to call them. When I find the correct name, I will amend this transcription and make sure we have the correct chord names. Until then, please bear with me.